

Scaled data based on original data using
LM-79-08 Approved Method: Electrical and Photometric Measurements of Solid-
State Lighting Products

Test Report Prepared for
Cooper Lighting Solutions
(formerly Eaton)

Brand: McGRAW-EDISON

Report Number: P200113

Luminaire Tested: **GWC-AF-01-LED-E1-SL2-1200-HSS**

Issue Date: 3/3/2020

Test Information

Test Method: LM-79-08
Report Number: P200113
TEST IS SCALED FROM IESNA LM-79-08 TEST DATA (P24287)
Test Lab: INNOVATION CENTER P2
Issue Date: 3/3/2020
Manufacturer: COOPER LIGHTING SOLUTIONS (FORMERLY EATON)
Product Line: MCGRAW-EDISON
Catalog Number: GWC-AF-01-LED-E1-SL2-1200-HSS
Description: GALLEON WALL LUMINAIRE
(1) 70 CRI, 4000K, 1200mA LIGHTSQUARE WITH 16 LEDS EACH AND TYPE II SPILL
LIGHT ELIMINATOR OPTICS WITH HOUSE SIDE SHIELD
Light Source: -
Ballast/Driver: ELECTRONIC DRIVER

Summary

Lumens per Lamp: N/A
Luminaire Lumens: 5908.6 lumens
Efficiency: N/A
Efficacy: 88.2 lumens/watt
Luminous Opening: Rectangular (W 0.5' x L: 0.5' x H: 0')
IES Classification: Type II - Short - Semi-Cutoff
BUG Rating: B1 - U0 - G2

Input Watts (W): 67
Input Voltage (V): NR
Input Current (Ain): NR
Voltage Rise (V): NR
Power Factor: NR
Total Harmonic Distortion (THDi): NR
Frequency (hertz): 60
Stabilization Time: NR
Operation Time: NR
Ambient Temperature (°C): NR
Test Distance: 25 FT

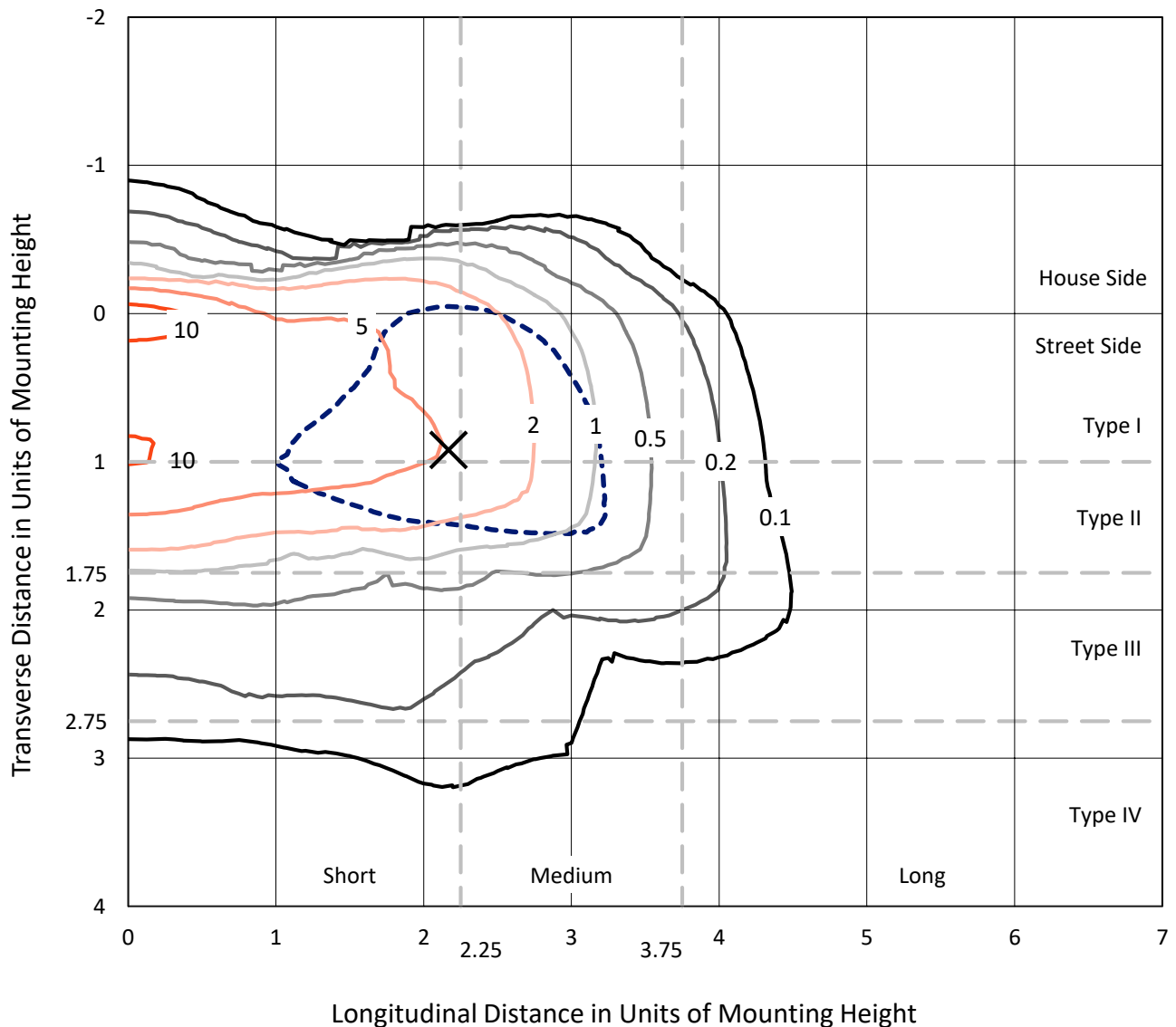


REPORT NUMBER: P200113

CATALOG NUMBER: GWC-AF-01-LED-E1-SL2-1200-HSS

Iso-Footcandle Lines of Horizontal Illumination

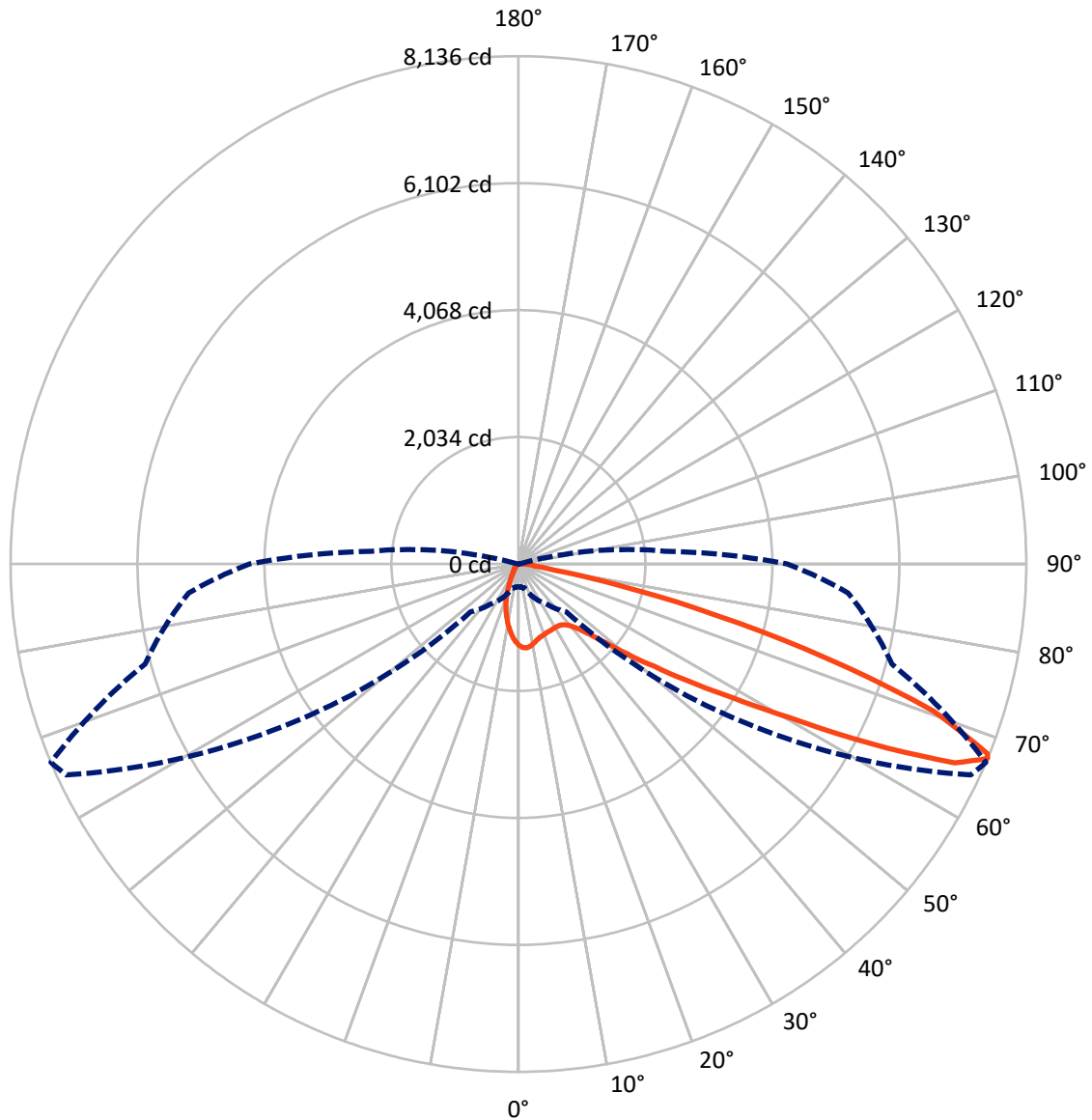
✕ Max cd
 - - - 1/2 Max cd



Based on 10 foot mounting height. Maximum calculated value = 13 fc
 Type II - Short - Semi-Cutoff

REPORT NUMBER: P200113
CATALOG NUMBER: GWC-AF-01-LED-E1-SL2-1200-HSS

Luminous Intensity Polar Plot



— Vertical Plane Through 67-Deg Lateral - - - Horizontal Cone Through 67-Deg Vertical

REPORT NUMBER: P200113

CATALOG NUMBER: GWC-AF-01-LED-E1-SL2-1200-HSS

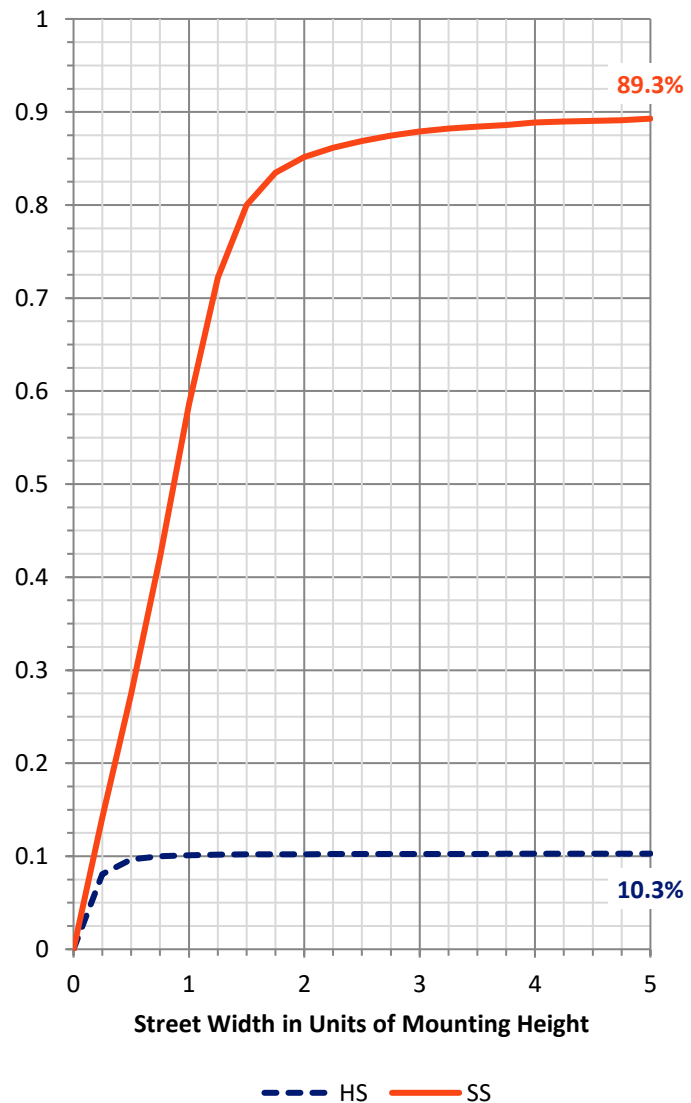
FLUX DISTRIBUTION:

		Downward	Upward	Total
House Side	Lumens	613.5	0.0	613.5
	% Fixture	10.4	0.0	10.4
Street Side	Lumens	5295.1	0.0	5295.1
	% Fixture	89.6	0.0	89.6
Total	Lumens	5908.6	0.0	5908.6
	% Fixture	100.0	0.0	100.0

Coefficient of Utilization

ZONAL LUMENS:

Zone	Lumens	% Fixture
0°-10°	106.0	1.8
10°-20°	225.7	3.8
20°-30°	328.1	5.6
30°-40°	511.8	8.7
40°-50°	906.7	15.3
50°-60°	1434.8	24.3
60°-70°	1643.4	27.8
70°-80°	681.7	11.5
80°-90°	70.4	1.2
90°-100°	0.0	0.0
100°-110°	0.0	0.0
110°-120°	0.0	0.0
120°-130°	0.0	0.0
130°-140°	0.0	0.0
140°-150°	0.0	0.0
150°-160°	0.0	0.0
160°-170°	0.0	0.0
170°-180°	0.0	0.0
0°-90°	5908.6	100.0
0°-180°	5908.6	100.0



REPORT NUMBER: P200113

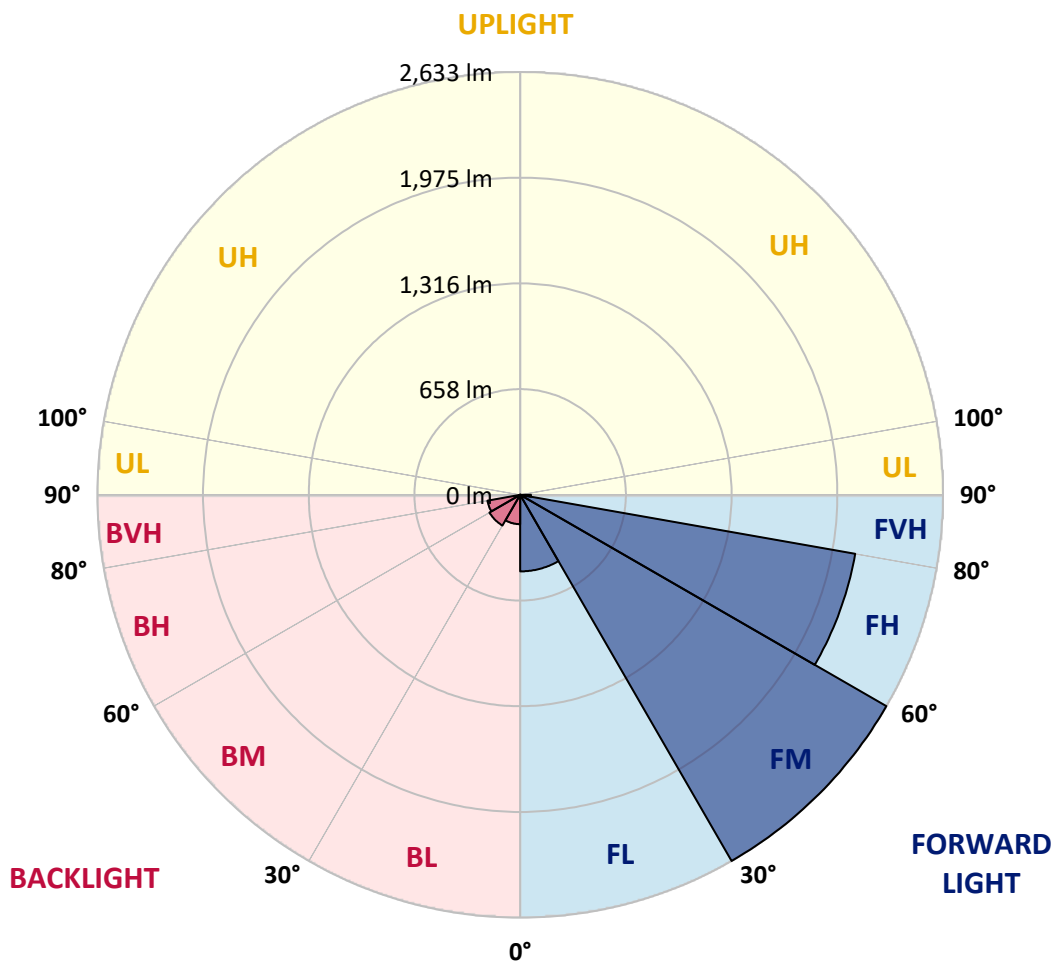
CATALOG NUMBER: GWC-AF-01-LED-E1-SL2-1200-HSS

LUMINAIRE CLASSIFICATION SYSTEM LUMEN TABLE AND BUG RATING:

Zone		Lumens	% Fixture	Zone Rating/Lumen Limit		
				B	U	G
FL	(0°-30°)	476.7	8.1			
FM	(30°-60°)	2632.9	44.6			
FH	(60°-80°)	2118.2	35.9			G2/5000
FVH	(80°-90°)	67.2	1.1			G1/100
BL	(0°-30°)	183.1	3.1	B1/500		
BM	(30°-60°)	220.5	3.7	B1/1000		
BH	(60°-80°)	206.8	3.5	B1/500		G1/500
BVH	(80°-90°)	3.2	0.1			G0/10
UL	(90°-100°)	0.0	0.0		U0/0	
UH	(100°-180°)	0.0	0.0		U0/0	

BUG Rating: B1-U0-G2

Type II Short





REPORT NUMBER: P200113

CATALOG NUMBER: GWC-AF-01-LED-E1-SL2-1200-HSS

CANDELA DISTRIBUTION (FULL):

	0°	5°	15°	25°	35°	45°	55°	65°	67°	75°	85°
0°	1303.0	1303.0	1303.0	1303.0	1303.0	1303.0	1303.0	1303.0	1303.0	1303.0	1303.0
2.5°	1347.1	1349.9	1349.6	1351.6	1356.4	1356.8	1352.0	1342.7	1340.6	1328.6	1307.5
5°	1242.4	1250.4	1255.2	1274.8	1296.9	1323.4	1343.3	1350.6	1349.6	1341.0	1309.3
7.5°	1122.8	1130.8	1136.3	1159.3	1188.7	1234.1	1286.2	1328.9	1332.7	1342.0	1307.8
10°	1043.2	1044.5	1052.2	1074.2	1104.9	1151.4	1213.4	1288.2	1299.7	1333.7	1304.5
12.5°	977.7	978.8	988.8	1012.5	1045.3	1092.1	1157.3	1243.8	1261.4	1323.4	1303.8
15°	931.2	935.0	944.0	968.7	1003.6	1050.1	1117.0	1211.1	1232.0	1319.6	1310.0
17.5°	915.6	919.8	922.6	940.5	972.2	1017.7	1086.3	1189.7	1213.4	1321.7	1322.1
20°	931.9	935.0	928.7	933.2	952.9	993.6	1060.4	1171.4	1199.7	1324.1	1337.5
22.5°	992.2	993.6	976.7	957.1	953.6	976.0	1040.1	1157.0	1187.2	1330.7	1355.8
25°	1095.6	1093.1	1065.6	1023.3	983.3	972.9	1028.1	1148.0	1181.1	1337.5	1374.7
27.5°	1220.4	1223.8	1185.9	1124.2	1048.0	993.6	1026.3	1144.2	1178.3	1342.3	1391.3
30°	1372.0	1376.8	1333.4	1255.9	1146.6	1044.5	1042.2	1143.5	1176.6	1339.2	1392.6
32.5°	1526.8	1532.6	1498.4	1418.5	1278.3	1130.1	1078.0	1151.0	1180.0	1328.6	1384.8
35°	1688.7	1697.0	1674.3	1605.6	1456.8	1253.4	1141.1	1174.1	1196.2	1327.5	1376.8
37.5°	1912.4	1920.0	1877.2	1804.5	1672.8	1418.8	1242.4	1217.6	1234.5	1344.1	1378.8
40°	2246.3	2245.3	2135.0	2023.7	1910.3	1629.0	1384.8	1296.2	1304.8	1394.1	1404.4
42.5°	2610.3	2608.5	2445.5	2276.3	2174.0	1887.9	1571.9	1431.9	1426.1	1486.0	1470.6
45°	2890.8	2890.4	2757.4	2566.8	2491.4	2185.0	1813.8	1620.8	1611.9	1635.6	1592.5
47.5°	3010.3	3012.4	2945.6	2811.5	2843.2	2586.8	2118.8	1894.4	1881.0	1871.4	1805.9
50°	2917.4	2921.4	2927.0	2900.8	3101.4	3126.9	2527.9	2280.1	2273.5	2230.4	2128.1
52.5°	2613.3	2634.4	2699.2	2782.2	3191.0	3645.2	3169.2	2759.1	2724.0	2678.2	2565.5
55°	2101.2	2124.4	2247.3	2448.9	3057.6	3985.7	4068.1	3376.8	3318.1	3181.3	3018.6
57.5°	1390.6	1426.4	1604.9	1861.4	2670.2	4040.5	4964.8	4233.8	4029.8	3655.2	3471.8
60°	766.1	800.6	994.3	1226.5	1928.6	3769.6	5567.9	5349.7	4989.2	4184.9	4022.2
62.5°	471.8	490.4	633.4	849.6	1156.5	2975.3	5692.6	6752.1	6334.7	4866.9	4687.0
65°	375.6	383.6	453.6	694.5	829.2	1769.7	5289.8	7821.1	7681.8	5692.6	5282.2
67°	364.6	367.8	400.8	596.2	781.6	1084.9	4431.6	7995.2	8136.4	6192.3	5300.8
67.5°	367.0	370.5	401.8	569.0	780.2	997.1	4135.9	7926.5	8105.0	6232.0	5218.4
70°	353.9	364.6	460.1	568.7	741.9	828.5	2476.9	6867.9	7053.6	5790.5	4427.8
72.5°	125.4	126.1	198.9	460.1	806.8	837.5	1243.8	5034.8	5172.2	4429.6	3192.3
75°	74.5	63.4	66.2	130.9	770.9	813.3	717.5	3217.2	3268.5	2538.2	1616.7
77.5°	51.4	44.8	46.1	57.9	293.6	802.0	570.0	1677.6	1622.9	890.2	344.3
80°	29.3	25.9	27.6	50.6	106.8	748.2	537.7	680.3	580.0	151.0	95.1
82.5°	15.5	13.1	15.9	41.7	74.5	466.3	538.7	328.8	260.5	51.0	64.8
85°	5.5	4.5	7.6	28.6	49.6	143.0	499.4	276.4	217.1	24.9	49.3
87.5°	1.0	1.0	3.1	11.8	19.9	43.8	295.3	164.1	110.0	14.8	33.8
90°	0.0	0.0	0.0	0.0	0.0	0.0	0.0	0.0	0.0	0.0	0.0



REPORT NUMBER: P200113

CATALOG NUMBER: GWC-AF-01-LED-E1-SL2-1200-HSS

CANDELA DISTRIBUTION (continued):

	90°	95°	105°	115°	125°	135°	145°	155°	165°	175°	180°
0°	1303.0	1303.0	1303.0	1303.0	1303.0	1303.0	1303.0	1303.0	1303.0	1303.0	1303.0
2.5°	1298.9	1284.1	1264.2	1239.6	1210.7	1185.2	1166.3	1146.6	1142.4	1135.6	1134.6
5°	1290.4	1264.8	1215.2	1158.3	1097.6	1042.9	998.4	958.8	941.2	926.1	924.3
7.5°	1277.6	1239.3	1154.9	1063.2	968.4	882.3	809.2	757.5	709.9	687.2	683.7
10°	1262.7	1207.9	1087.0	959.8	828.8	707.2	598.6	507.7	452.6	419.7	415.6
12.5°	1248.9	1177.3	1017.7	852.6	678.6	515.9	376.3	289.5	231.6	208.2	205.4
15°	1242.4	1152.5	952.9	743.1	521.4	328.5	205.7	159.2	140.2	134.7	134.4
17.5°	1241.8	1131.4	889.5	629.6	365.3	190.9	134.1	122.3	118.6	117.1	117.1
20°	1241.4	1111.4	826.1	512.1	231.9	127.2	111.7	108.9	106.2	104.4	104.4
22.5°	1245.1	1093.5	760.0	392.2	146.1	103.0	98.2	95.4	92.1	89.6	89.3
25°	1248.9	1079.7	692.3	279.2	105.8	89.6	84.8	81.0	76.2	73.0	72.7
27.5°	1249.6	1062.5	620.0	186.8	88.6	78.3	72.0	66.2	60.7	57.6	57.2
30°	1239.3	1033.6	539.7	126.1	78.3	67.9	59.6	53.4	48.3	45.8	45.8
32.5°	1218.9	997.7	451.4	95.1	69.7	58.2	49.3	43.4	40.0	39.0	38.6
35°	1200.7	959.1	360.8	80.6	62.4	49.3	40.3	36.5	34.5	34.2	33.8
37.5°	1190.0	928.1	275.7	73.0	55.4	41.3	34.2	31.4	30.3	29.7	30.0
40°	1198.3	902.2	203.7	66.9	48.6	34.5	28.9	27.6	26.5	26.2	26.2
42.5°	1234.5	897.7	151.3	61.4	42.0	28.6	25.2	24.1	23.4	23.1	23.4
45°	1329.6	925.4	117.5	56.2	35.5	24.1	21.4	21.1	20.7	20.7	20.7
47.5°	1472.6	982.2	97.9	50.3	29.7	20.7	18.6	18.3	17.9	18.3	18.3
50°	1714.9	1086.3	87.6	44.5	24.4	17.6	15.9	15.9	15.9	15.9	16.2
52.5°	2083.3	1291.0	80.6	38.6	19.9	14.8	13.4	13.4	13.8	13.8	14.1
55°	2493.7	1562.6	74.5	32.7	16.9	12.4	11.0	11.4	11.8	12.1	12.1
57.5°	2939.0	1863.4	69.3	26.9	14.4	10.0	9.3	9.6	10.0	10.6	10.6
60°	3476.3	2189.1	61.7	21.1	12.1	7.9	7.3	7.9	9.0	9.6	10.0
62.5°	4066.3	2504.1	52.1	16.6	10.0	6.2	5.8	7.3	8.6	9.3	9.6
65°	4469.6	2603.0	40.0	13.4	7.6	4.5	4.8	6.5	8.3	9.3	9.3
67°	4306.2	2360.0	32.7	11.4	6.2	3.5	4.5	6.5	8.3	9.0	9.3
67.5°	4192.8	2264.9	31.4	11.0	5.8	3.5	4.5	6.5	8.3	9.3	9.3
70°	3411.5	1701.5	26.2	8.3	4.8	3.1	3.8	6.2	7.9	9.0	9.0
72.5°	2370.4	1049.0	23.4	5.8	4.1	2.8	3.5	5.8	7.6	8.6	9.0
75°	1127.0	379.8	19.9	4.5	3.8	2.5	3.1	5.8	7.6	8.6	8.6
77.5°	229.9	88.2	16.2	3.8	3.1	2.5	2.8	5.5	7.3	8.3	8.3
80°	75.5	34.2	12.1	3.5	3.1	2.5	2.8	5.2	7.3	7.9	8.3
82.5°	54.4	17.2	7.9	3.5	3.1	2.5	2.5	5.2	6.9	7.9	7.9
85°	41.7	12.1	5.2	3.5	3.1	2.5	2.5	4.8	6.5	7.6	7.6
87.5°	27.6	4.8	4.1	3.5	3.1	2.5	2.5	4.8	6.2	7.3	7.6
90°	0.0	0.0	0.0	0.0	0.0	0.0	0.0	0.0	0.0	0.0	0.0

(END OF REPORT)